



Buddhi Process™

A Data Mart to Monitor Business Processes

Transform Data to Decision



Buddhi Process™ allows you to monitor and take control of your business processes. Information about cycle times, missed service level commitments, and rework due to errors and incomplete data are often buried within several applications and spreadsheets. Buddhi Process™ lets you consolidate all business process related information into a central database and gain insight into the health of your business processes through reports, interactive queries and dashboards that depict trends in key performance indicators.

What can Buddhi Process™ do for you?

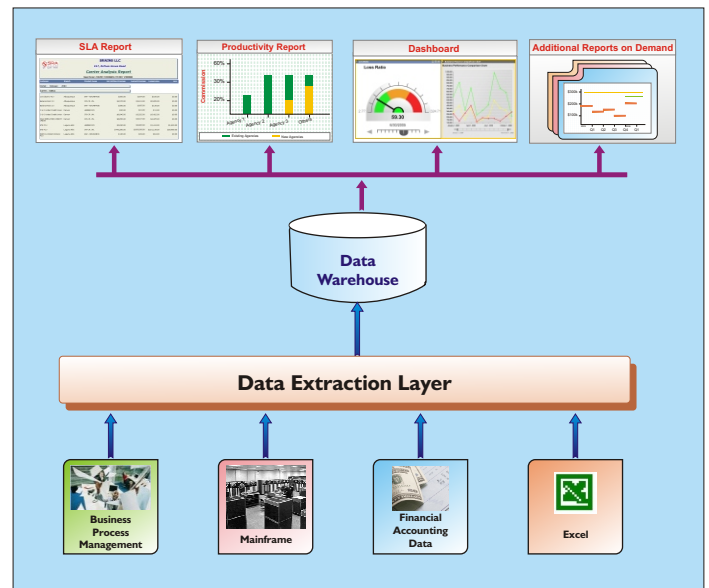
- ◆ Track your key performance indicators such as cycle times, missed SLA commitments, and productivity - *be proactive*
- ◆ Access information readily and from a variety of perspectives - *manage and grow your business efficiently*
- ◆ One size does not fit all. Look at information as tables, pie charts, bar charts and many more - *make IT work for you*
- ◆ Map trends to manage the flow of work, so that the right person does the right work at the right time - *make enlightened decisions*

Buddhi Process™ is designed to handle your challenges

- ◆ Deregulation, competition, technological advances and globalization are constantly changing the business landscape. You need to respond fast and yet minimize risks.
- ◆ No single application can meet all the operational needs. Different applications are in use across your company. But you need consolidated data on the effectiveness of your business processes to ensure service level commitments are met and to help you understand risks in upcoming changes to service level commitments.

Buddhi Process™ gives you a single version of the truth

- ◆ Buddhi Process™ transforms data residing in different applications and even spreadsheets into a consolidated data warehouse.



Stop changing your style to suit IT, let data presentation adapt to whatever suits you best

You can view data as a table, pie chart, bar chart or trend graph.



You can choose from different types of reports

Operational Reports

Productivity Report includes: User Stage Processing report, user Inertia report, user work completion report, stage processing time report, user deadline missed report and user workload report.

Business Process Performance Report includes: Bottleneck stages report, frequently failed rules report, path frequency report and parallel sub-path report.

Work list Report includes: Missed deadlines report, work path report, user work list report and fastest processed works report.

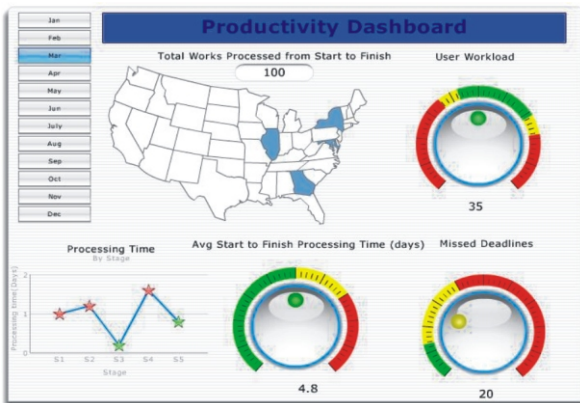
SLA Deviation Report includes: Status reports that provide information on the performance of monitored customer services and identifies performance status of business process objectives.



Dashboards

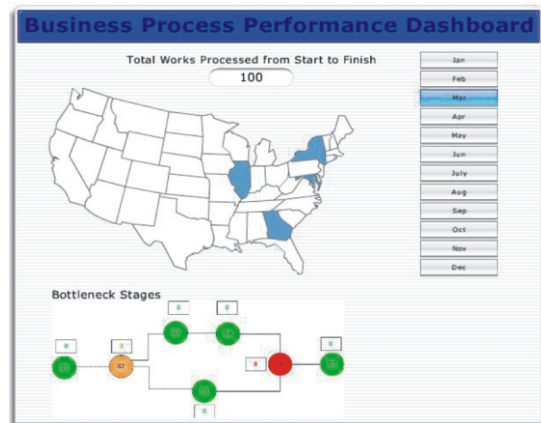
Productivity Dashboard: Provides information on how quickly works are being processed, how many works are missing deadlines in each stage. Productivity metrics are displayed against time and branch

Productivity Dashboard Include: Stage processing time analytic, missed deadlines analytic and user Workload analytic



Business Process Performance Dashboard: Provides insight into the effectiveness of the process from various angles. Business Process KPIs displayed against time and branch.

Business Process Performance Dashboard Include: Bottleneck stages, high traffic paths and parallel sub-paths.



Buddhi Process™ provides the capability for business users to generate additional reports on demand with minimal effort and less technical expertise. Generated reports could be scheduled and sent through email in different preferred formats like Excel and PDF.

Reports could be generated on demand with minimal effort, scheduled and delivered through email in different preferred formats like Excel and PDF.

Buddhi Process™ is powered by BusinessObjects XI R2 which is the first and only business intelligence (BI) platform to deliver a complete set of market-leading, end-to-end BI capabilities: best-in-class enterprise performance management (EPM), dashboards and visualization, reporting, query and analysis, and enterprise information management (EIM). BusinessObjects XI introduces significant innovations that deliver BI in new ways to a broad set of users.

BusinessObjects Enterprise XI is a server-based, middleware product that allows you to distribute your Crystal and BusinessObjects reports throughout your organization. It offers scheduling, report history, notifications, events, a security model, and server management.

About SRA

SRA Systems is an ISO 9000 Certified, SEI CMM Level 4 assessed quality conscious organization offering products & services in Business Intelligence; Business Process Management; Custom Software Development, Re-engineering, and Maintenance; and Engineering Services.

We are committed to combining the *reliability* and *capability* of a large organization with the *agility* of a boutique.

US

2500 W Higgins Road, Ste 605,
Hoffman Estates, IL 60195
Tel : +1 (847) 882 7971
Fax: +1 (847) 882 7972
Email: kannan@srasys.com

INDIA

100, Valluvarkottam High Road,
Nungambakkam, Chennai-600 034. India
Tel: +91 (044) 2825 5519 / 20
Fax: +91 (044) 2825 6984
Email: corporate@srasys.com



www.srasys.com

